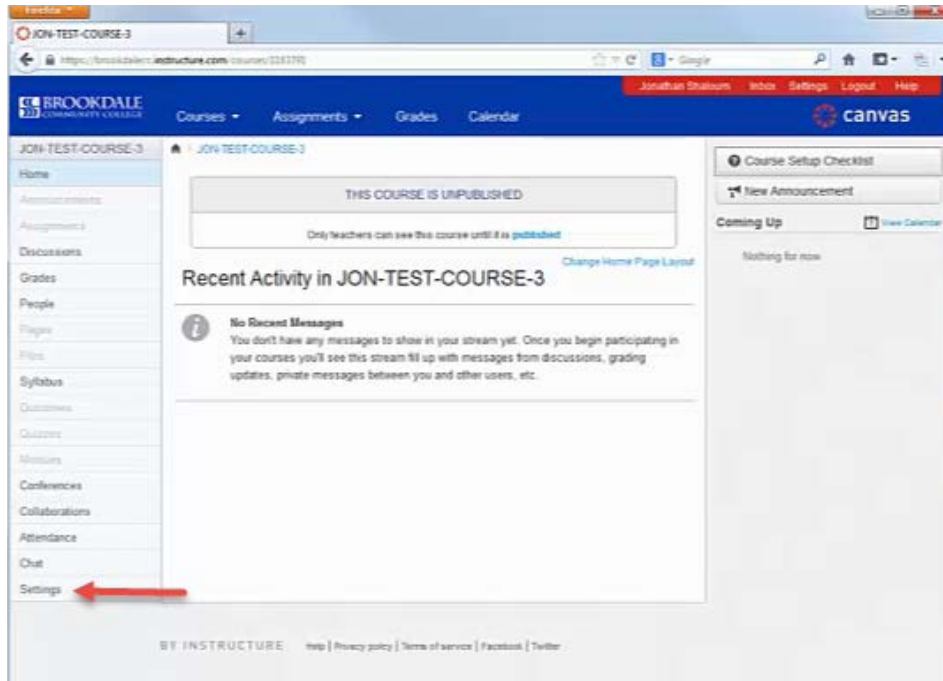




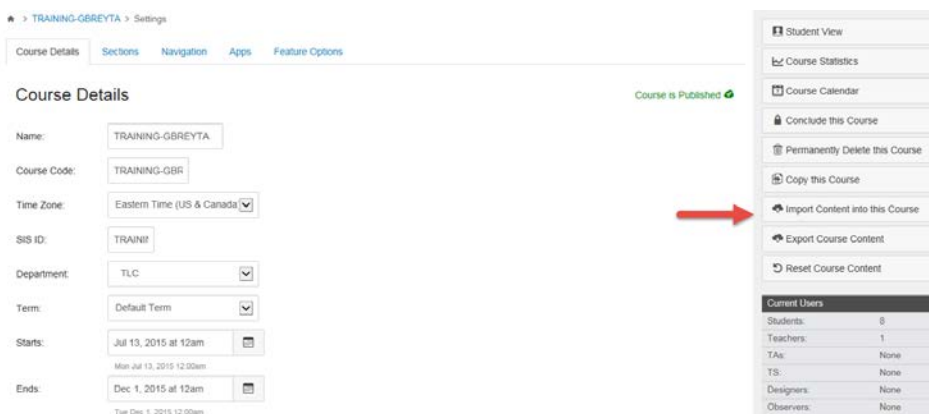
# Canvas Tips for Faculty

## Import a Complete Course

Canvas allows you to import content from one course to another. You can import selected content or an entire course into a blank shell, or into a previous semester's course shell.



1. From the course shell, click on **Settings**.



2. On the right side of the page click **Import Content into the Course**.

## Import Content

**Content Type**  ▼

## Current Jobs

Course Copy	INTRO-TO-CANVAS	Jul 20 at 12:10pm	Completed
-------------	-----------------	-------------------	-----------

1. In *Content Type* select **Copy a Canvas Course**.

🏠 > JON-TEST-COURSE-3

### Import Content

**Content Type**  ▼

**Search for a course**  ▼ or

**Content**

**Options**

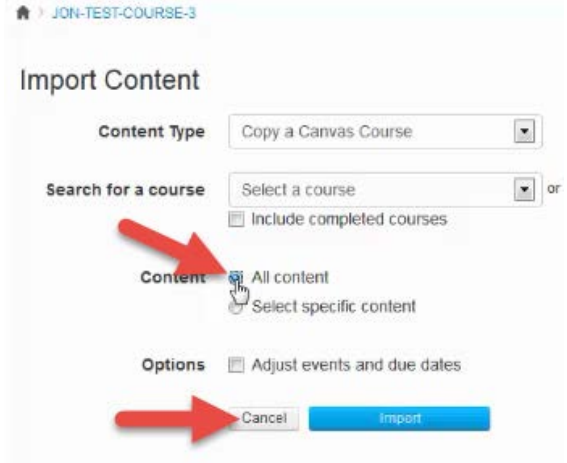
- Select a course
- Fall 15 Week 2013
- 13FA-ENGL-122-DE01A
- 13FA-POLI-105-003RL
- 13FA-ACAD-088-001RL
- 13FA-PSYC-295-001RL
- 13FA-SOCI-101-803RN
- 13FA-MATH-131-DE03A
- 13FA-READ-095-053LS
- 13FA-ENGL-122-026RL
- 13FA-CULA-271-CU02C
- 13FA-HIST-105-003RL
- 13FA-HUDV-107-005RL
- 13FA-ACCT-101-003RL
- 13FA-MATH-151-019RL
- 13FA-NURS-160LAB-801RL
- 13FA-MATH-021-006RL
- 13FA-SPCH-115-021RN
- 13FA-ENGL-121-008RF
- 13FA-HIST-137-004RL
- 13FA-ENGL-122-029RE

**Current Jobs**

No jobs have been queued

2. Your courses will appear in the *Select a Course* dropdown list. Select a course or type the course number on the right and a course match list will appear.

5. Under **Content**, select **All Content**.
6. Then click the blue **Import** button. A status bar will indicate import status.



7. Completion of import will be indicated in *green* if there are no issues and in *orange* if there are issues.
8. Click the **Issues** hyperlink to address all issues shown.

14SP-SPCH-115-002RN	May 22 at 12:01pm	Completed
14SP-ETWR-101LAB-001RL	May 22 at 11:59am	Completed
14SP-SPCH-115-DE01D	May 22 at 11:38am	Completed <a href="#">3 issues</a>