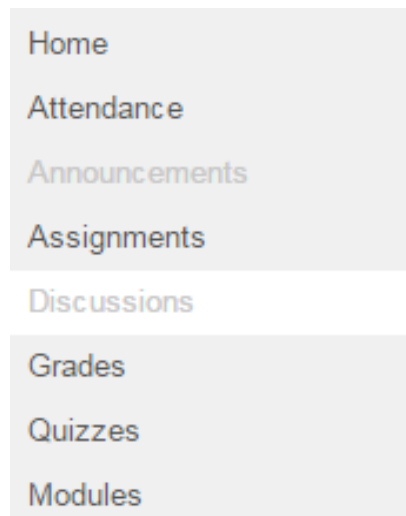


Canvas Tips for Faculty

Grade Discussions (Check Module)

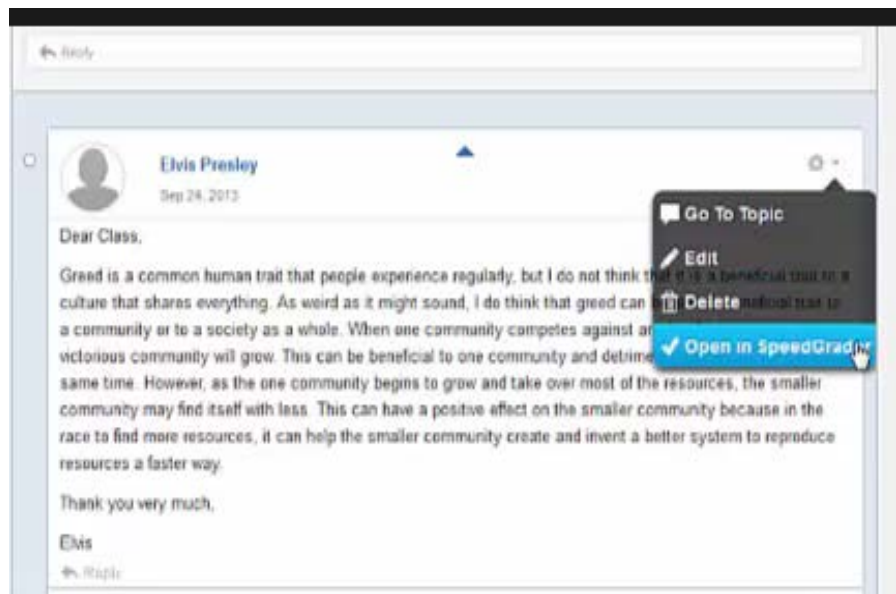
Canvas allows you to grade discussion threads using **Speed Grader**. This example will show you how to locate, grade, and comment on course discussions.

1.) Navigate to the **Discussion** that you wish to grade.

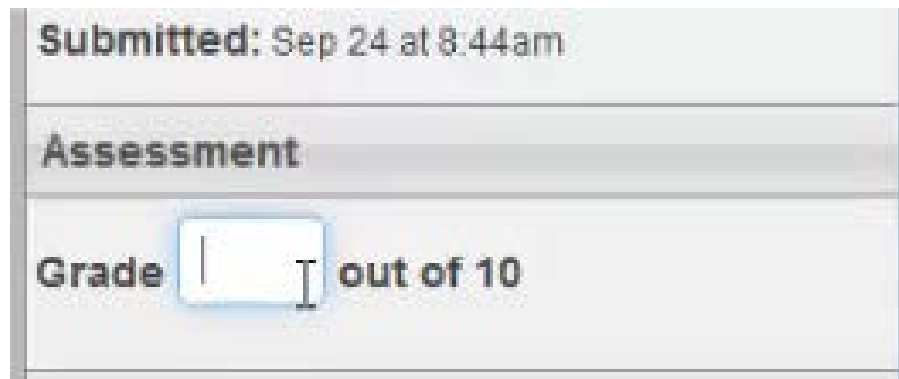


2.) From the **Gear Icon** navigate to **Open in Speed Grader**.

Speed Grader opens and you will see all of the student's activities.



3.) Enter a grade in the **Assessment Field** in the upper right hand corner.



4.) Next, add comments that are privately visible to the student in the **Add a Comment field**.



5.) Select the Student that you wish to grade using the drop-down menu.

Students that have participated in the discussion will have a check box next to their name.

Click the check box for the student that you wish to grade next.

Repeat this process for all of the students on your class roster.

