

Canvas Tips for Faculty

Create Fill In The Blank Questions

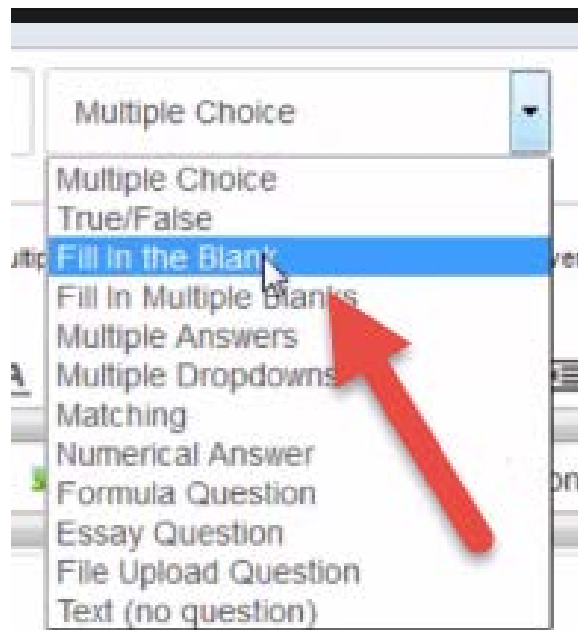
1. To get started, click on the **Questions** tab.



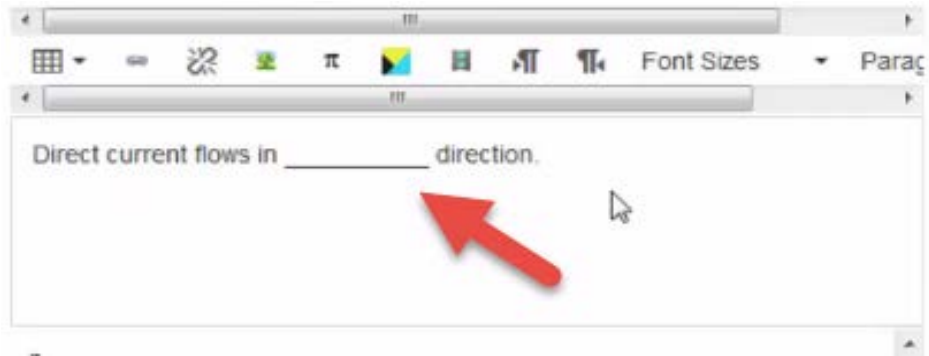
2. Then click the **New Question** button.



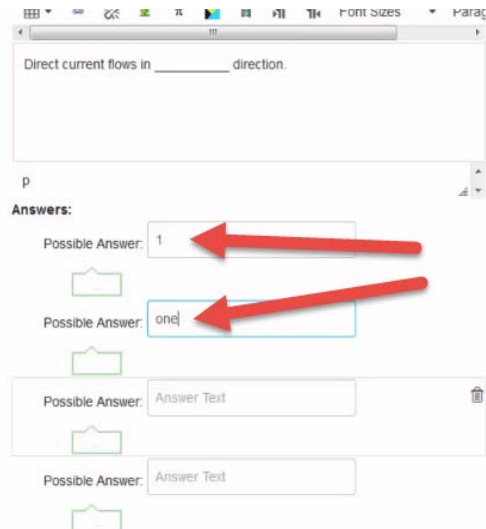
3. Select **Fill-in-the-Blank** from the drop down list.



4. Enter your question and use a series of underscores if you would like to have the appearance of a blank.



5. You will then need to fill in the correct answer. If the correct answer is 1. List the correct answer as 1. And One. Set them both as correct answers.



6. Click the **Delete** button to remove any unneeded answer choices.



7. When finished, click **Update Question**.