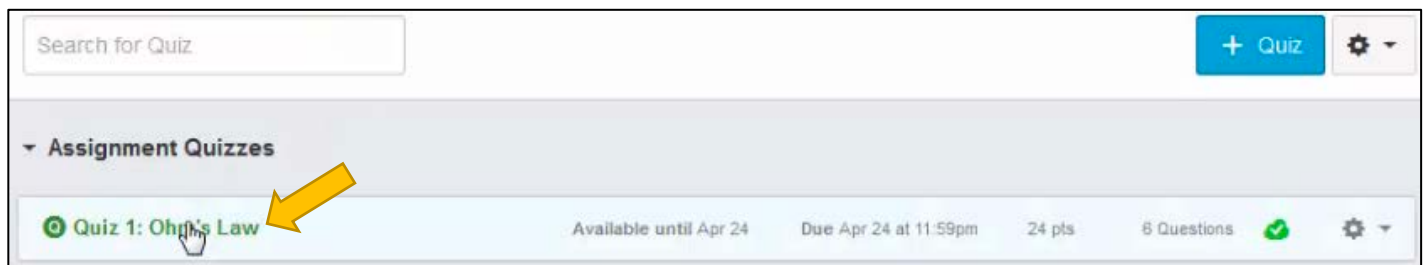


Canvas Tips for Faculty

Granting Extra Quiz Time To Students

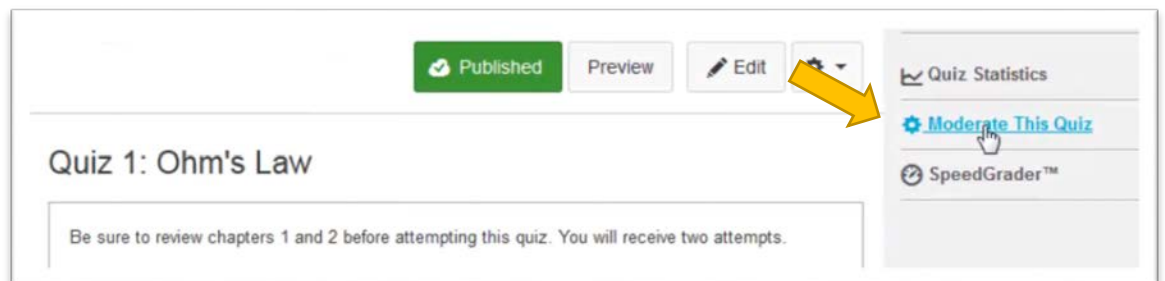
Canvas allows you to add extra time or attempts to students with accommodation alerts.

To perform these functions on a quiz, locate the quiz, and click on it.



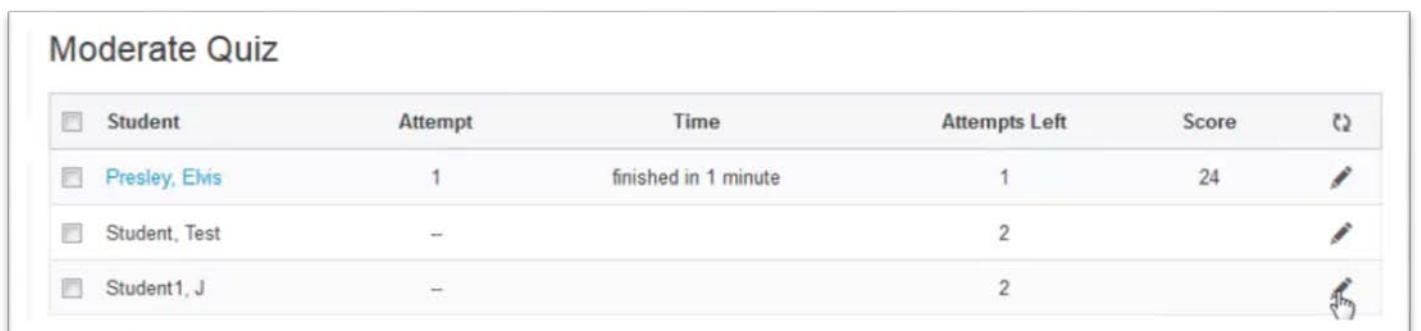
A screenshot of the Canvas interface showing a list of quizzes. At the top, there is a search bar labeled "Search for Quiz" and a "+ Quiz" button. Below the search bar, there is a section titled "Assignment Quizzes". The first quiz listed is "Quiz 1: Ohm's Law", which is highlighted in light blue. A yellow arrow points to the quiz name. To the right of the quiz name, there are details: "Available until Apr 24", "Due Apr 24 at 11:59pm", "24 pts", "6 Questions", and a green checkmark icon.

In the upper right of the screen, click **Moderate This Quiz**.



A screenshot of the Canvas interface showing the moderation options for a quiz. The quiz title "Quiz 1: Ohm's Law" is displayed. Above the title, there are buttons for "Published", "Preview", and "Edit". A yellow arrow points to a gear icon in the upper right corner. To the right of the gear icon, there is a dropdown menu with three options: "Quiz Statistics", "Moderate This Quiz" (highlighted in blue), and "SpeedGrader™". A hand cursor is shown over the "Moderate This Quiz" option.

Locate the name of the student that requires extra time on attempts or extra number of attempts. Click on the Edit(Pencil) icon at the far right of the student's name.



A screenshot of the Canvas "Moderate Quiz" interface. It shows a table with columns for Student, Attempt, Time, Attempts Left, Score, and an Edit icon. The table contains three rows of student data.

Student	Attempt	Time	Attempts Left	Score	
<input type="checkbox"/> Presley, Elvis	1	finished in 1 minute	1	24	
<input type="checkbox"/> Student, Test	--		2		
<input type="checkbox"/> Student1, J	--		2		

You can award extra attempts in the first field, labeled **Extra Attempts**, or you can add **Extra time on every attempt**. For example, time-and-a-half. This screen displays that everybody already gets 15 minutes for the exam, so you can add an additional 8 minutes to make it time-and-a-half.

When you are finished, click **Save**.



Student Extensions

Extensions for

Extra Attempts:
everyone already gets 2 attempts

Extra time on every attempt:
everyone already gets 15 minute minutes

Manually unlock the quiz for the next attempt

Cancel Save

Canvas displays that the student gets 8 extra minutes on their attempts, and has an additional attempt left.



Moderate Quiz

<input type="checkbox"/> Student	Attempt	Time	Attempts Left
<input type="checkbox"/> Presley, Elms	1	finished in 1 minute	1
<input type="checkbox"/> Student, Test	--		2
<input type="checkbox"/> Student1, J gets 8 extra minutes on each attempt	--		3