




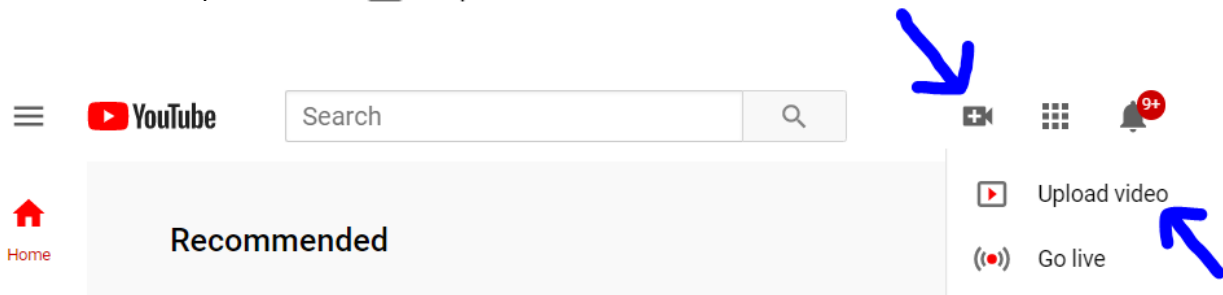
TLC Tips:

How to Upload and Share an Unlisted Video in YouTube

Uploading a video to YouTube

To upload a video to YouTube:

1. Go to www.youtube.com
2. Click on the *Create Video or Post* icon 
3. Click on Upload video  Upload video



4. Choose file to upload from your computer by *Select File* or *Drag and Drop*



Drag and drop a file you want to upload
Your video will be private until you publish it

SELECT FILE

5. Type in a Title, Description, and under Audience select “No, it’s not made for kids”

No, it's not made for kids

6. Click on Next **NEXT** twice until you get to the *Visibility* page

7. On the *Visibility* page, select *Unlisted* and then *Save*

✓ Details — 2 Video elements — 3 **Visibility**

Visibility

Choose when to publish and who can see your video

Save or publish
Make your video **public, unlisted, or private**

Public
Everyone can see your video

Set as instant Premiere ?

Unlisted
Anyone with the video link can see your video

Private
Only you and people you choose can see your video

Schedule
Select a date to make your video **public**

Before you publish, check the following:

Do kids appear in this video?
Make sure you follow our policies to protect minors from harm, exploitation, bullying, and violations of labor law. [Learn more](#)

Looking for overall content guidance?

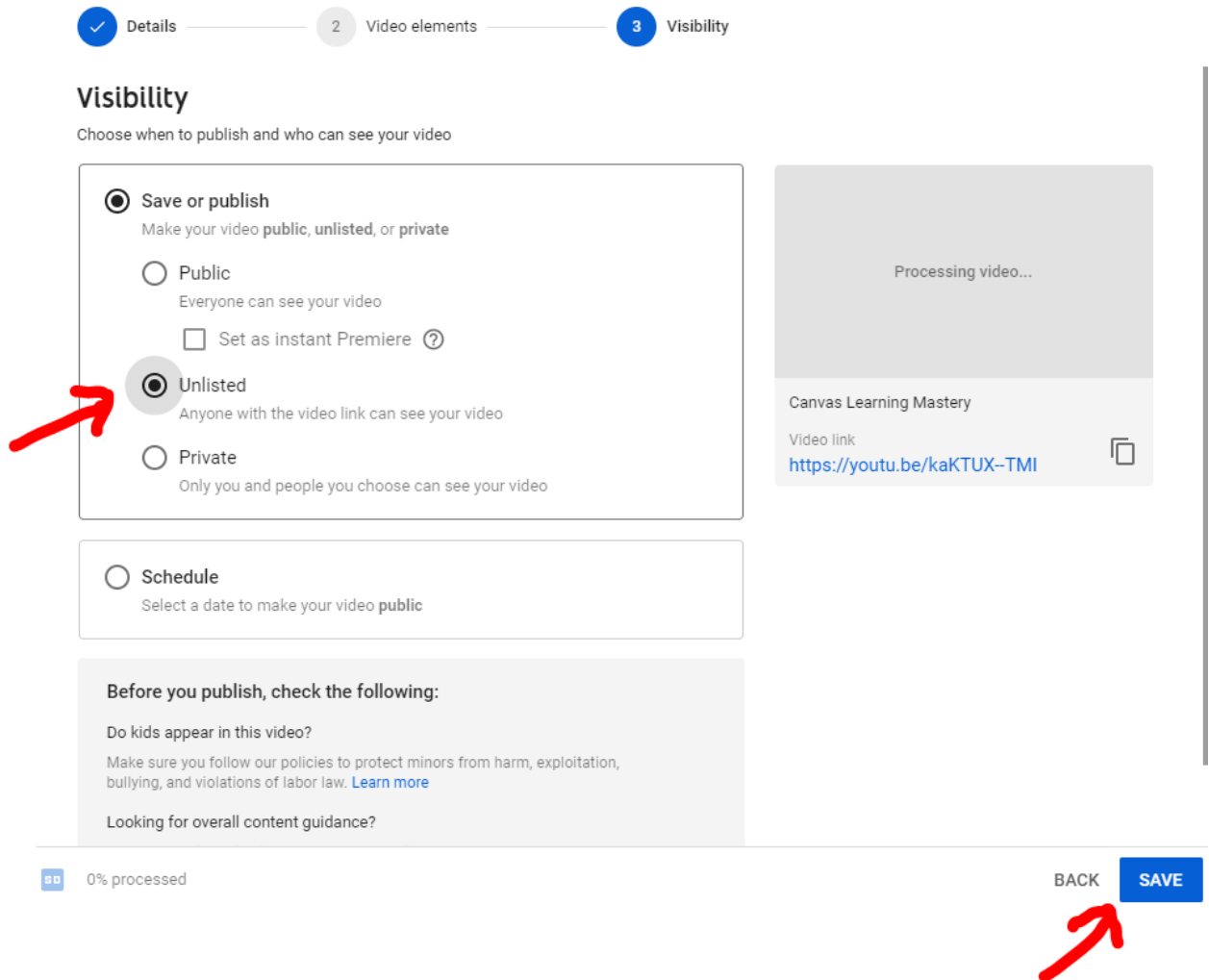
Processing video...

Canvas Learning Mastery

Video link
<https://youtu.be/kaKTUX-TMI>

0% processed

BACK **SAVE**



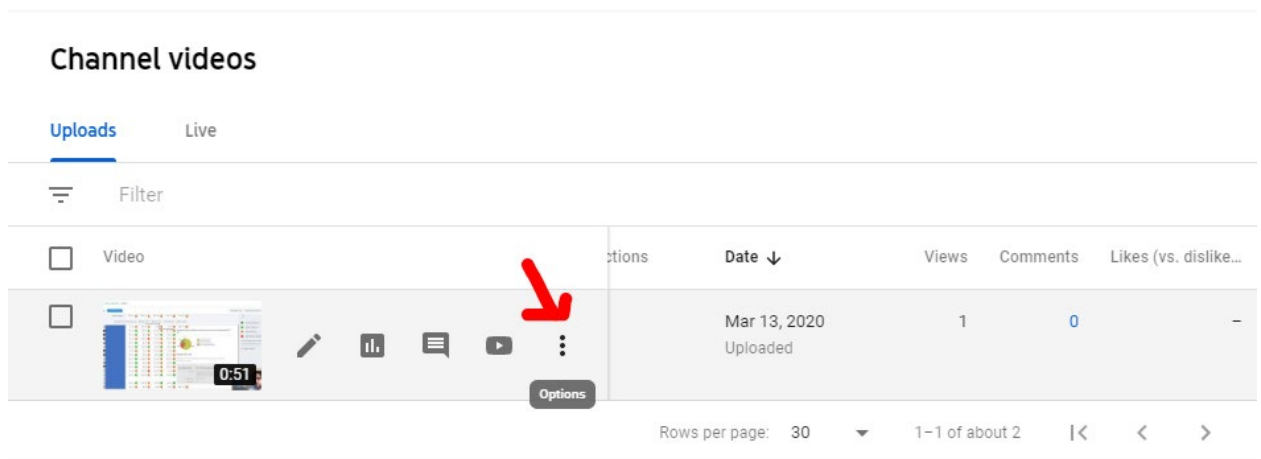
Share an Unlisted Video

Unlisted videos and playlists can be seen and shared by anyone with the link. Your unlisted videos won't appear to others who visit the "Videos" tab of your channel page. They won't show up in YouTube's search results unless someone adds your unlisted video to a public playlist.

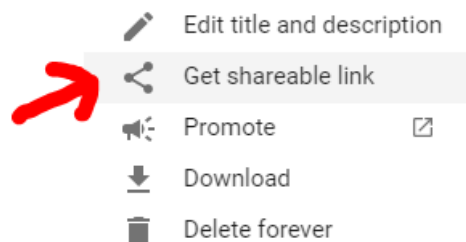
You can share an unlisted video's URL with other people. The people you share the video with don't need a Google Account to see the video. Anyone with the link can also re-share it.

To share an Unlisted video:

1. Go to your Videos section and click on the ellipsis button (three dots) over the video you would like to share.



2. Select *Get Shareable link*



3. Paste the link in an email or submit the link as per assignment instructions.

Additional Video Tutorials

Navigating YouTube Studio:

<https://www.youtube.com/watch?v=Ygpx7FcLKAY>

Upload to YouTube using your iPhone or iPad:

<https://www.youtube.com/watch?v=fgCA4UU8snE>

Upload on YouTube on your Android phone or tablet:

<https://www.youtube.com/watch?v=P3yOItfkzDI>

How to Trim Your Videos with the Video Editor in YouTube Studio:

<https://www.youtube.com/watch?v=4hGe9KmRr4s>